





Model		IF 30 (smart)	IF 50 (smart)	IF 80 (smart)	IF 100 (smart)
Declared load profile		 S	 M	 M	 M
Energy efficiency class		B	B	B	B
Energy efficiency ( $\eta_{wh}$ )	%	35.0	39.0	39.0	39.0
Annual electricity consumption (AEC)	kWh	527	1315	1315	1315
Thermostat temperature settings	°C	75	75	75	75
Sound power level ( $L_{WA}$ )	dB	15	15	15	15
Daily electricity consumption ( $Q_{elec}$ )	kWh	2.814	6.958	7.217	7.557
$Q_{elec,week}$	kWh	17.315	32.148	35.572	38.125
$Q_{elec,week,smart}$	kWh	15.320	27.876	29.771	30.430
Mixed water at 40 °C ( $V_{40}$ )	L	—	70	110	130